

ORDER-Form MetroROMAN










Smart Roofs for Smart People®

DISTRIBUTOR: _____ CONTACT: _____ DATE: _____

PH: _____

	ITEM	PROFILE	COLOR	FORMULA	QUANTITY	UNIT-\$	EXTND-\$
1	MetroROMAN® (Stn-Ctd.) pn-1109 14-½" Pitch Exposure X 48" Long 400 pcs Plt / 21-pcs/Sq. (5.5 lbs ea.)			Sq's X 21 = # panels	0	\$ -	\$ -
2	BARREL CAP (Stn-Ctd.) pn-2108 14" Pitch Exposure X 6" Wide 60-pcs / Box (.98 lbs ea.) Ridge – Hip			Sq's X 6 = # Caps (L-ft div. 1.2 = Pcs)	0	\$ -	\$ -
3	END DISC (Stn-Ctd.) pn-2192 Trim End Disc Plate / 6" Wide			Sq's X 0.300 = # Pcs	0	\$ -	\$ -
4	ROMAN Bird-Stop V-BAT-Riser (Stn-Ctd.) pn-3134 2" X 3/4" X 79" (2.7 lbs) Ea. Or 10/Pk			Sq's X 0.900 = # Pcs (L- ft div. 6.33 = Pcs)	0	\$ -	\$ -
5	SHAKE RAKE Channel (Stn-Ctd.) pn-3191 1" X 2" X 79" (3.0lbs) Ea. Or 10/Pk (Fits onto DRIP EDGE at Rake Edge)		<i>Fits on top of Drip Edge</i>	Sq's X 0.900 = # Pcs (L- ft div. 6.33 = Pcs)		\$ -	\$ -
6	DRIP EDGE Metal (Pntd.) pn-3215 1-1/2" X 120" (1.6lbs) Brown, Black or White Ea. Or 10/Pk (Use with Rake Channel & V-Bat Riser Metal)		<i>Use under Rake Channel & V-Bat Riser</i>	Sq's X 0.600 = # Pcs (L- ft div. 9.5 = Pcs)		\$ -	\$ -
	(OPTIONAL) FL-FASCIA 3-1/2" (Stn-Ctd.) pn-3125 3-1/2" X 2" X 79" (3.0 lbs) Ea. Or 10/Pk		<i>Use instead of Drip Edge</i>	Sq's X 0.900 = # Pcs (L- ft div. 6.33 = Pcs)		\$ -	\$ -
	(OPTIONAL) TRIM CAP RAKE METAL (Stn-Ctd.) pn-3112 79" X 4" X 2" top flange 1-pc 3.5lbs. <i>Used to align Trim caps & instead of drip edge on Rakes</i>		<i>Use when Trim Caps on Rake</i>	Sq's X 0.916 = # Pcs (L- ft div. 6.33 = Pcs)		\$ -	\$ -
7	SMART-VALLEY (Bare) pn-324109 1-½" X 9-¼" X 120" (7.35 lbs ea.) (2-Pcs Reqd., per 10-ft, Div by 2 X 10 = Valley Ft.)			Sq's X 0.360 = # Pcs (L-ft div. 9.5 X 2 = Pcs)		\$ -	\$ -
	(OPTIONAL) 20" Dbl., 'V' SHINGLE VALLEY (Pntd.) pn-3219 20" X 3/4" X 120" *12.5 lbs ea.) BLACK or BROWN (1-Pc Reqd., per 10-ft, Div by 10 = Valley Ft.)		<i>1-Pc Valley Metal</i>	Sq's X 0.180 = # Pcs (L- ft div 9.5 = Pcs)		\$ -	\$ -
8	VALLEY CENTER COVER (Stn-Ctd.) pn-3124 Center of Valley 4" X 79" (3.7 lbs ea.) Each or 10-pcs / Pk			Sq's X 0.280 = # Pcs (L- ft div. 6.33 = Pcs)	0	\$ -	\$ -
9	(OPTIONAL) ROMAN Top-Course (Stn-Ctd.) pn-3136 4-1/2" X 1-1/2" X 79" (4.10 lbs) Ea. Or 10/Pk			Sq's X 0.900 = # Pcs (L- ft div. 6.00 = Pcs)	0	\$ -	\$ -

	ITEM	PROFILE	COLOR	FORMULA	QUANTITY	UNIT-\$	EXTND-\$
10	(OPTIONAL) 5"-FASCIA / COUNTER FLASH (Stn-Ctd.) pn-3111 5" X 3/4" X 79" (3.75 lbs) Ea. Or 10/Pk		<i>Use around Chimney as Counter Flashing</i>	Sq's X 0.900 = # Pcs (L- ft div. 6.33 = Pcs)		\$ -	\$ -
	HEAD / SIDE WALL Flashing (Stn-Ctd.) pn-3113 2-1/2" X 79" (3.3 lbs ea.) Each or 10-pcs / Pk Various			Sq's X 0.470 = # Pcs (L- ft div. 6.33 = Pcs)		\$ -	\$ -
11	SIDE-WALL Underpan (Pntd.) pn-302000 3" X 4" X 120" Painted (5.0 lbs ea.)			Sq's X 0.309 = # Pcs (L- ft div. 9.5 = Pcs)		\$ -	\$ -
12	(OPTIONAL) Z-BAR Large (Stn-Ctd.) pn-3127 2-1/2" X 3/4" 2-1/2" X 79" (2.5lbs ea.) Each or 15-pcs / Pk			(Lin-ft div 6.33 = Pcs)	0	\$ -	\$ -
	(OPTIONAL) Z-BAR Small (Stn-Ctd.) pn-3128 1-3/8" X 1/2" 1-3/8" X 79" (2lbs ea.) Each or 20-pcs / Pk			(Lin-ft div 6.33 = Pcs)	0	\$ -	\$ -
13	SMART-Vent ROMAN (Stn-Ctd.) pn-3177 Ventilator panel 82 Sq in of NFVA 52" X 3-5" X 16-3/4" (10.5 lbs ea.)			Sq's X 0.200 = # Pcs	0	\$ -	\$ -
14	FLAT STOCK Sheets (Stn-Ctd.) pn-33130 18" X 52" (5.7 lbs ea.)		<i>Used behind Chimney / Skylight areas</i>	Sq's X 0.100 = # Pcs (L- ft div. 4.16 = Pcs)		\$ -	\$ -
15	A) ROMAN SMART-Jack 3-N-1 (Stn-Ctd.) pn-3161-Bx or 3162 ea. Pipe Penetrations - Large 18"X18" base (1.4 lbs ea.)			A) = # BOX	0	\$ -	\$ -
				A) Sq's X 0.33 = # Pcs	0	\$ -	\$ -
16	B) ROMAN SMART-Jack 3-N-4 (Stn-Ctd.) pn-3163-Bx or 3164 ea. Pipe Penetrations - Large 18"X18" base (1.4 lbs ea.)			B) = # BOX	0	\$ -	\$ -
				B) Sq's X 0.066 = # Pcs	0	\$ -	\$ -
17	SMART-Sleeve (Stn-Ctd.) pn-3195-Bx Pipe Penetrations from 3/4" to 4" dia (1.65 lbs. ea.)			= # BOX	0	\$ -	\$ -
18	SMART-Sleeve (Stn-Ctd.) pn-3194 ea.			Sq's X 0.100 = # Pcs	0	\$ -	\$ -
19	TOUCH-UP Kit pn-5112 ea. Acrylic, Brush & Stone Chip (3.90 lbs ea.) <i>Used to repair minor panel & trim scratches</i>			Sq's X 0.033 = # Kits	0	\$ -	\$ -
20	SPRAY PAINT pn-5013XX 12oz can (.09 lbs ea.)			Sq's X .07 = # Cans	0	\$ -	\$ -
21	STITCH SCREWS (Pntd.) pn-502100 #8 X 1/2" HWH BLACK screws (.50 lbs ea.) Sold by 250-pcs/Bag		N/A	Sq's X 0.033 = # Bags	0	\$ -	\$ -
22	#10 X 1" HWH ACC-SCREWS (Pntd.) pn-5042 3k/Bx Sold by 250-pcs/Bag (2.4 lbs.) <i>Used for fastening trim caps</i>			Sq's X 0.065 = # Bags	0	\$ -	\$ -

ORDER-Form MetroROMAN



Smart Roofs for Smart People®

	ITEM	PROFILE	COLOR	FORMULA	QUANTITY	UNIT-\$	EXTND-\$
23	#10 X 1-1/2" HWH w/Rubber Washer (Bare) pn-502102 2.5k/Bx Sold by the Bag 250/Bag (.5 lbs.)		<i>Fasten Valley Pan</i>		0	\$	\$
24	#10 X 2-1/2" HWH PANEL-SCREWS (Pntd.) pn-5037 Sold by 1.5k/Box (22.0 lbs.) <i>Used when extra fastener length is required</i>			Sq's X 0.143 = # Boxes	0	\$ -	\$ -
						TOTAL	\$ -